


## 25-40hp Open Rotary Screw Wiring


**ALL WAY MAKE SURE POWER IS OFF  
BEFORE WIRING COMPRESSOR**




Punch hole in  
box for  
incoming power



Before checking for rotation  
put the cover back on the  
wiring box. If rotation is  
incorrect then swap the  
wires in position 1 & 3 to  
change the rotation



Remove wiring  
contacts lid



Place 1<sup>st</sup>  
incoming  
power line  
in position 1

Place  
2<sup>nd</sup> incoming  
power line  
in position 2

Place 3<sup>rd</sup>  
incoming  
power line  
in position 3

Place ground  
wire under  
washer