




# Compressed Air Systems



## Change Solenoid NK30-31

972-352-6304/800-531-9656

ALWAYS MAKE SURE POWER IS OFF TO COMPRESSOR AND CONTACT FACTORY AUTHORIZED SERVICE CENTER OR FACTORY FOR ADVICE



Solenoid




# Compressed Air Systems



## Change Solenoid NK30-31

972-352-6304/800-531-9656

ALWAYS MAKE SURE POWER IS OFF TO COMPRESSOR AND CONTACT FACTORY AUTHORIZED SERVICE CENTER OR FACTORY FOR ADVICE



Loosen and remove solenoid electrical connections set screw



Solenoid electrical connection removed




# Compressed Air Systems



## Change Solenoid NK30-31

972-352-6304/800-531-9656

ALWAYS MAKE SURE POWER IS OFF TO COMPRESSOR AND CONTACT FACTORY AUTHORIZED SERVICE CENTER OR FACTORY FOR ADVICE



Remove control air line



Control air line removed



# Compressed Air Systems



## Change Solenoid NK30-31

972-352-6304/800-531-9656

ALWAYS MAKE SURE POWER IS OFF TO COMPRESSOR AND CONTACT FACTORY AUTHORIZED SERVICE CENTER OR FACTORY FOR ADVICE



Remove solenoid bolts  
(solenoid will fall off control block once removed)



Solenoid removed



# Compressed Air Systems



## Change Solenoid NK30-31

972-352-6304/800-531-9656

ALWAYS MAKE SURE POWER IS OFF TO COMPRESSOR AND CONTACT FACTORY AUTHORIZED SERVICE CENTER OR FACTORY FOR ADVICE



Install new solenoid